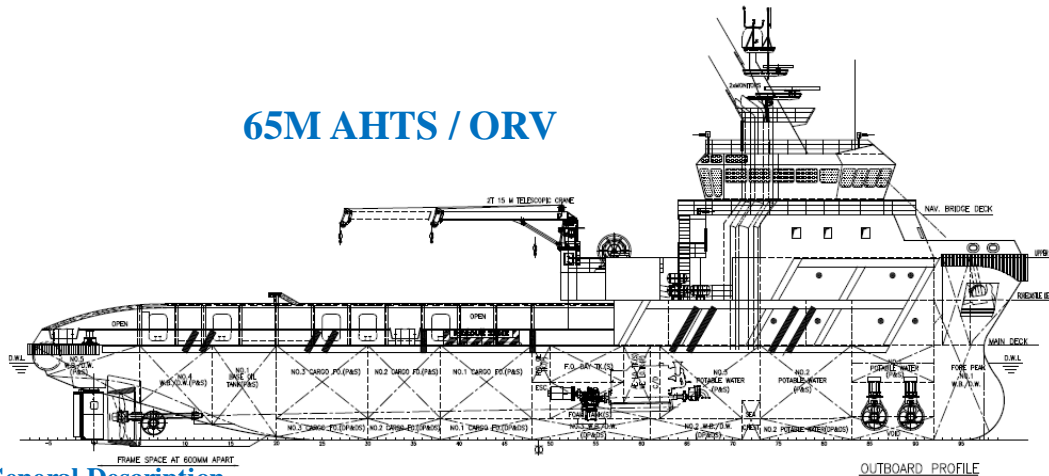




JANTLE MARINE

www.jantlemarine.com

65M AHTS / ORV



General Description

The vessel is to be all welded steel construction with twin diesel engines, twin CP propellers. Vessel design complies with DP2, SPS Code 2008, MLC 2006. The vessel is registered as unrestricted service with duties of Transportation of deck cargo, personnel and consumables – F.W. & F.O. & bulk cement & liquid mud & drill water & brine & general materials & equipments etc to offshore from shore base, External fire-fighting, Rescue, Offshore platform towing / pushing, Anchor handling and Spilled oil recovery.

Principal Particulars

Length overall : 65.00M
Length BP : 58.50M
Beam moulded : 16.00M
Depth moulded : 6.20M
Draft designed : 5.00M
Accommodation : 50 men

Capacity

Potable water : 300M3
Cargo/ Ship Fuel oil : 580 M3
Base oil : 150 M3
Drill/ ballast Water : 550 M3
Dry bulk cargo : 150 M3
Mud/ Brine/Rec.oil : 400 M3

Performance

Speed : 13 knots, 100% propeller power, at design draft
Deck cargo space : about 435m3, deck load 7.0t/m2 about 600t cargo capacity
Bollard pull : about 80 tonnes

Class Notation

BV I +Hull, +Mach, Supply Vessel – HNLS, Tug, Special Service–Anchor Handling, Fire-fighting 1 – Water spraying, SPxxx, Oil recovery ship, Dynapos AM/AT R, Unrestricted navigation.

Registry: Singapore

Main equipments

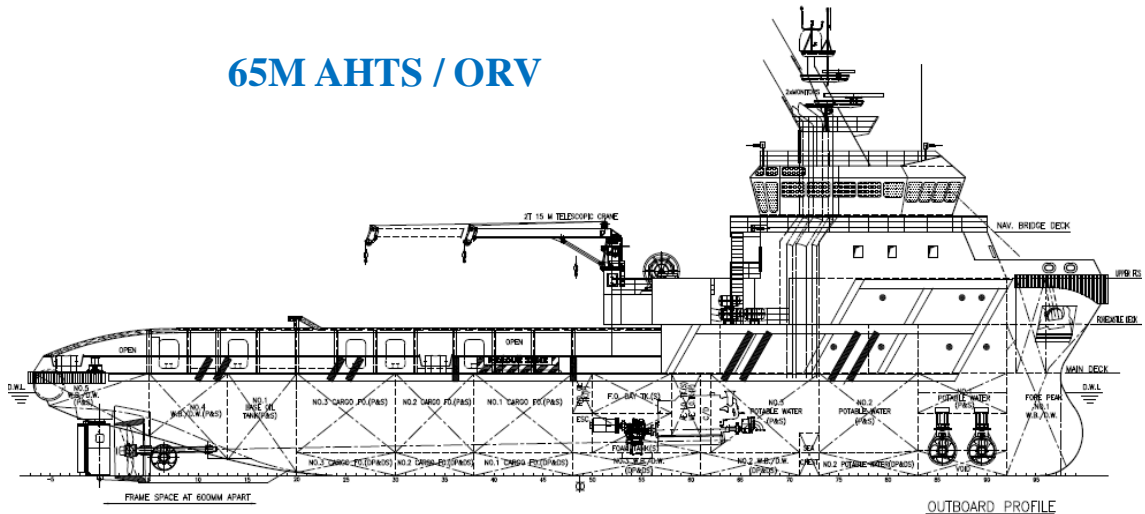
Main engine/ CPP + Gearbox: 2 sets, Niigata 6MG28AHX, 3000hp / Berg, BCP760
Bow/Stern Thrusters: 2/1 sets, Kawasaki, KT-88B3, 650kW, 10T/KT-72B3, 515kW, 8T
Main generator : 3 sets, Caterpillar C32, 450kW, 1800rpm, AC415V×3×50Hz
Shaft /emer. generator: 2/1 sets, 1100kW, 1500rpm / 99kW, AC 415V×3×50Hz, IP23
Fi-Fi fire-fighting: 2 sets, 1650m3/h×140m, with 2 monitors of 1200m3/h
DP2 : 1 set, with Cyscan laser reference system
Towing/anchor handling winch: 1 set, drum pull of 150t, braking capacity of 250t
Towing pin/ Shark jaw: 2 / 1sets, 250t / hydraulic retractable with stopper SWL 250t.
Stern roller: 1set, SWL250t, 4.4m×ψ1.7m, Sea water lubricated.



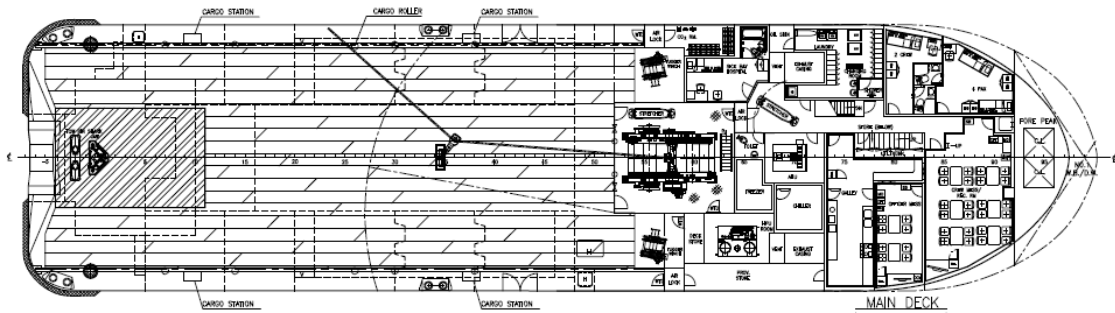
JANTLE MARINE

www.jantlemarine.com

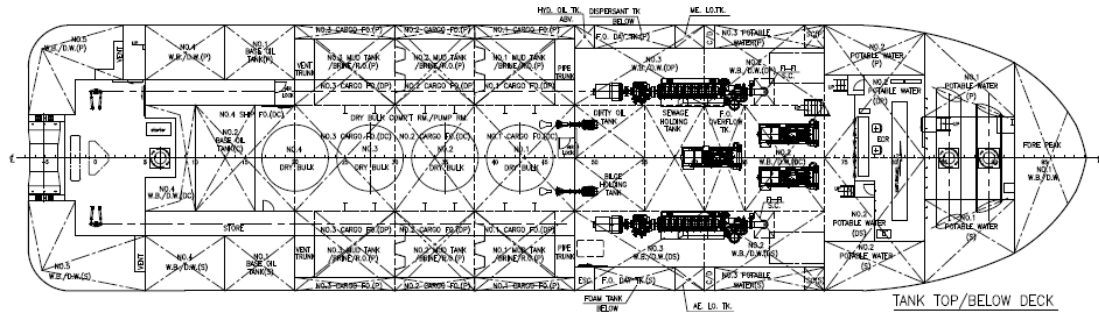
65M AHTS / ORV



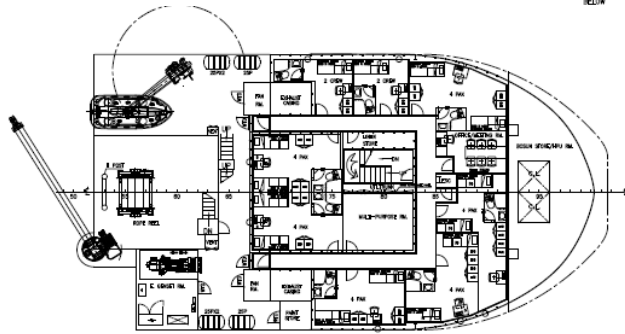
OUTBOARD PROFILE



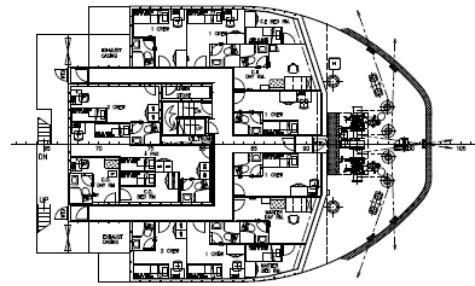
MAIN DECK



TANK TOP/BELOW DECK



FORECASTLE DECK



UPPER FORECASTLE DECK

