

JANTLE MARINE

SPECIFICATION OUTLINE

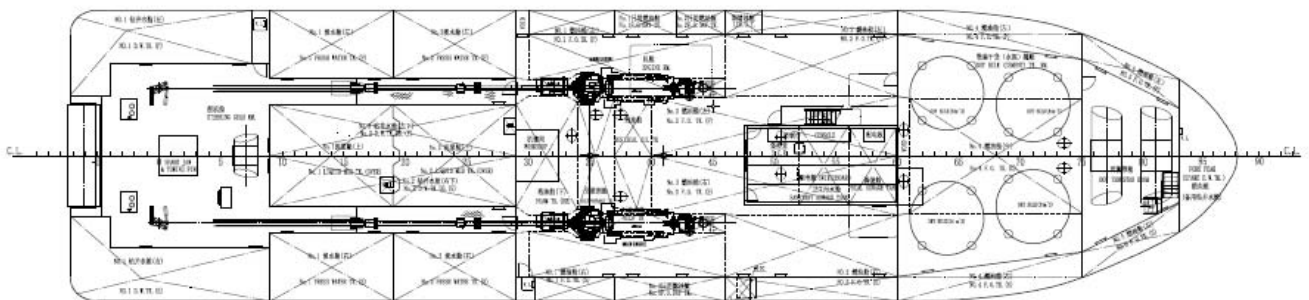
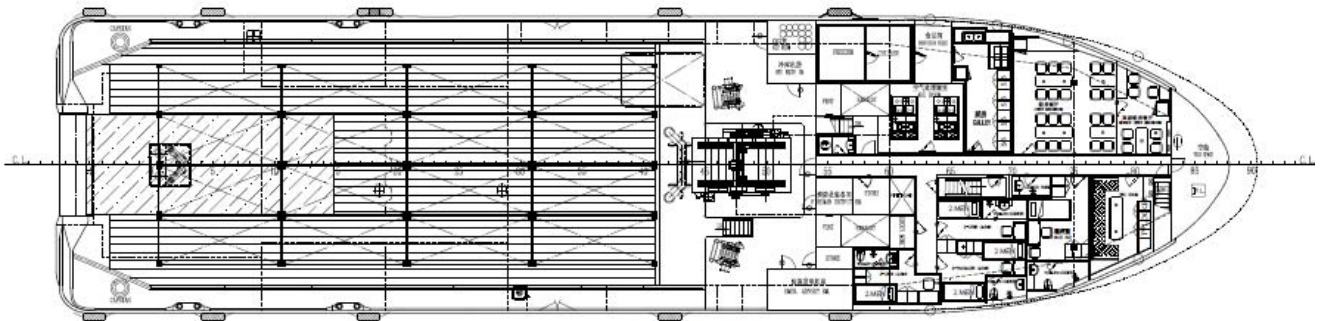
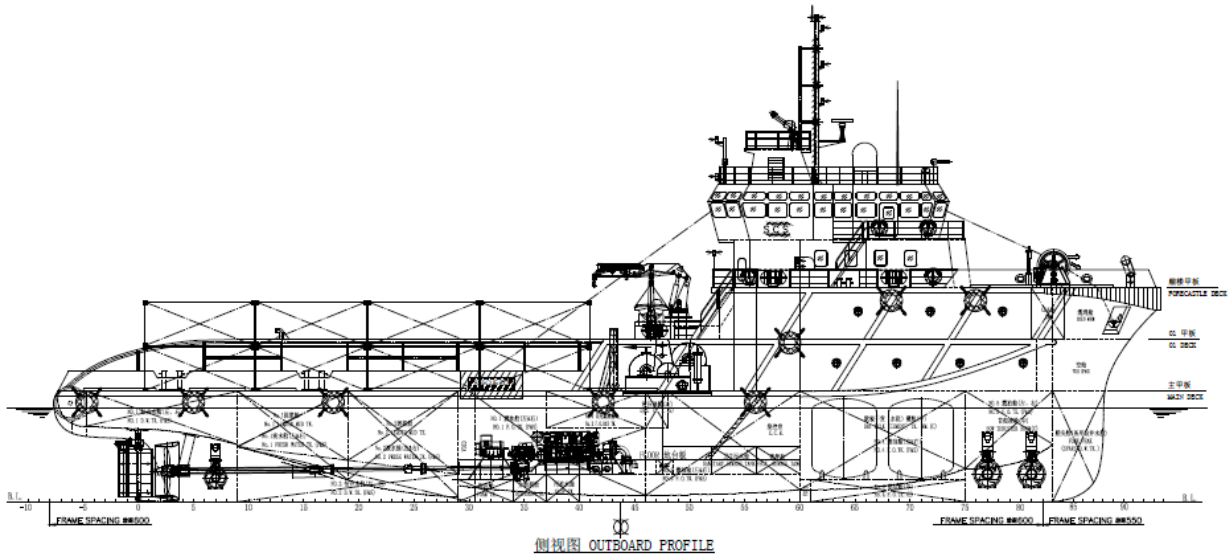
60m MPP AHTSF VESSEL (DP2)



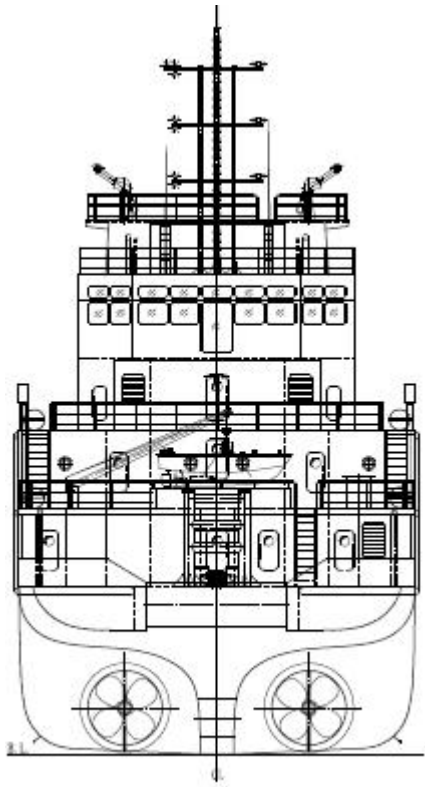
Ready for Delivery

JANTLE MARINE

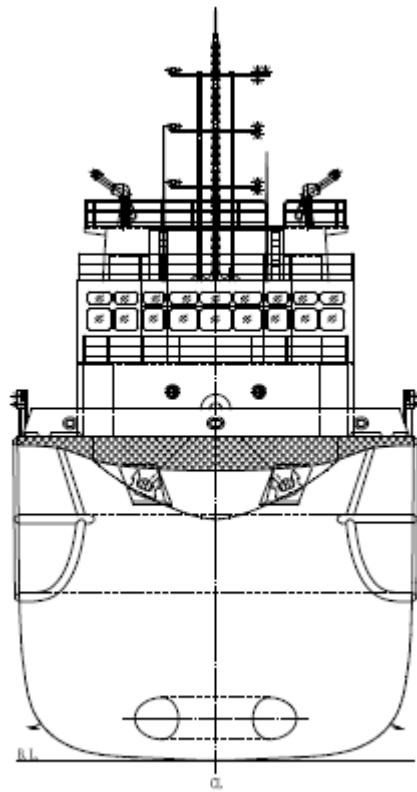
General Arrangement



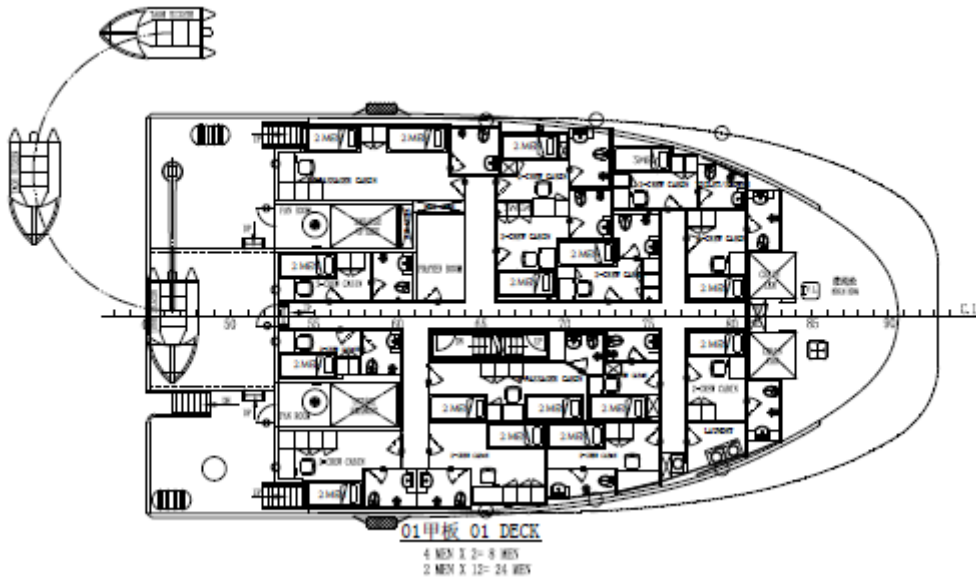
JANTLE MARINE



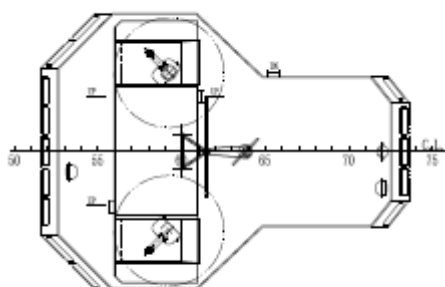
艉视图 AFTER VIEW



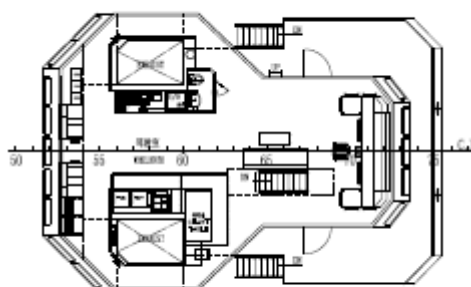
艏视图 FORE VIEW



JANTLE MARINE



罗经甲板 COMPASS DECK



驾驶甲板 WHEELHOUSE DECK

Main Particulars

Length O.A.	60.00 m
Length B.P.	52.50 m
Beam MLD.	14.20 m
Depth MLD.	6.00 m
Accommodation	46Ps
Design Draft	3.90 m
Max Draft	5.10 m
Speed	~13.50 Kn

Capacity

F.O.	583.32 M3
F.W.	274.16 M3
Deck Cargo	600.00 ton
Deck Strength	7.50 ton/m ²
Deck Area	~330.00 m ²
Drill Water	235.53 M3
Dry Bulk(Cement)	4X34.00 M3
Liquid Mud	220.52 M3

Classification Notation:

BV I +HULL, +MACH, DYNAPOS AM/ AT-R(DP2), Supply Vessel, Tug, Fire Fighting Ship 1, Water Spraying, Special Service – Anchor Handling Vessel/Offshore Support Vessel/ Standby Vessel, unrestricted navigation

Navigation Areas:

UNRESTRICTED

Year Built:

2018, Ready for delivery

Main Machinery & Propulsion Unit

Main Engine

- Model 2X Caterpillar 3516B
- Power 2,100BHP @1,600RPM

Reduction Gear Box 2 X Hitachi Nico

- Model MGRP1817VC
- Power 7.59:1

Main Gen. Sets

- Model 2 X Caterpillar C18

Main Deck Machineries

1 X Hydra. Anchor handling / Towing Winch set

- Type: Double drum
- Reel Storage (Wire) $\Phi 52\text{mm} \times 1000\text{m}$
-(Steel Wire equipped on actual vessel: $\Phi 52\text{mm} \times 600\text{m}$)
- Line pulling : 75ton
- Brake Holding 200ton

2 X Hydra. Capstan

- 5ton X 15m/min

JANTLE MARINE

- Power	450kW/ 400V/ 50Hz/ 3Φ	2 X Hydra. Tugger Winch
- Model	1 XCaterpillar 3406C	- 10ton X15m/min
- Power	245kW/ 400V/ 50Hz/ 3Φ	1 X Hydra. Strong Jaw & Towing Pin
Emergency	/harbour Gensets 1x Weichai-Deutz	- Capacity :200ton
- Model	CCFJ100Y-WV	1 X Hydraulic Folding Type Crane
- Power	100kW/ 400V/ 50Hz/ 3Φ	- 2t@10m / 12t@2.5m
Shafting Gensets	2 X Leroy Somer	2 X Hydra Single Side Type Anchor Windlass
- Model	LSA 50.2 M6/4P	-2 X 1740KG bow anchors
- Power	796kW/ 400V/ 50Hz/ 3Φ	-Φ40mm anchor chains of class AM2
Vessel DP system	Kongsberg	1 X Stern Roller
- Model	K-POS DP-21	-Φ1.6m X 5.36m, SWL 200ton
Dry Bulk		
Handling Sys.	Alphatechnique	
-Total capacity	4 X 34.00 m3	
Dual speed liquid mud pump set	Desmi	
- capacity	2 x 60/30m3/hr	
Other main pump sets	Desmi	
Propeller	Berg BCP 620	
- Specification	2 x 4 blades CPP	
Electro Hydra		
Steering Gear	RIQ	
- Specification	2 X 5 t-m	
Bow Thruster	2 X 550 kW	
Stern Thruster	1 X 400 kW	
External FIFI System (BV– FI-FI 1 class)		
- Maker	FFS	
- Firefighting Monitor	1200/300m ³ /hr(sea water/foam),	
- Firefighting Pump	2×1550m ³ /hr@120mlc	

Main Radio & Nav. Equip.

Radar	1×JRC JMA-5312-6
Echo Sounder	1×JRC JFE-380
Speed Log	1×EML-500HV1
Wind sensor	2×Gill Ultrasonic, 1×OMC-60
DPS	2×DPS 110
Motion Reference Unit	1×MRU-D
GPS	1×JRC JLR7500
Electrical Horn	1×IBUKI ES300
Autopilot	1×Saura SA-10
Vertical Periscopic Reflector Compass	1×CGT-165
Gyro compass	3×CMZ900B

Main Lifesaving & Fifi Equip..

- In compliance with the SOLAS requirements, Hong Kong merchant shipping ordinance and class notation requirements as regards Lifesaving & FiFi equipment.
- CO₂ System as per BV Rules

Air Conditioning System

- Central air conditioning system for wheelhouse, mess, hospital and accommodation spaces;
- Split unit air conditioner (cooling) for ECR

JANTLE MARINE

Sound Power Tele.	1×HSQ-1	Accommodation
Public address system	1×CKY	
AIS	1×JRC JHS-182	2×Senior Officer Cabin for single
A3 sea GMDSS	KBJ-3	16×Crew Cabin for two men
MF/HF SSB	1×JRC JSB-196GM	3 X Passenger Cabin for four men
Inmarsat-C	1×JRC JUE-85	Total Accommodation: 46 Ps
Inmarsat-C(SSAS)	1×JRC JUE-85/SSAS	

(Particulars given herein are believed to be correct but not guaranteed. Owners reserve the rights to amend specifications without notification.)

Specification Outline of 60m MPP AHTSF VESSEL (DP2)

Updated date: 2018/11/27
