

354P High Speed Passenger Boat



Main Particulars

Hull materials: Aluminum Alloy

Classification Society: CCS

Date of Construction: FEB of 1993

L.O.A: 39.90m

Breadth Molded: 11.5 m

Depth Molded: 3.8 m

Full load draft: 1.27m

G.T: 518.00 T

N.T: 173.00 T

Model of Main Engine: MTU 16V396TE74L@1915KW * 2 SETs

Propulsion mode: by waterjet * 2 sets, KAMEWA

Model & QTY of Generating sets: MTU 8V183AA51 * 2 SETs, 110KW


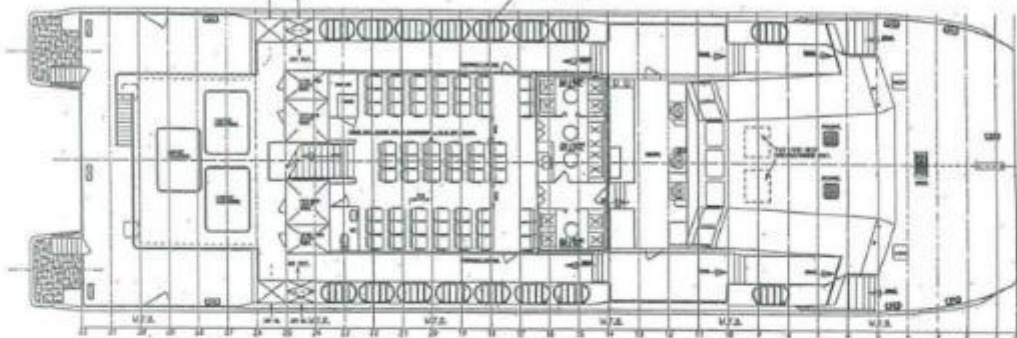
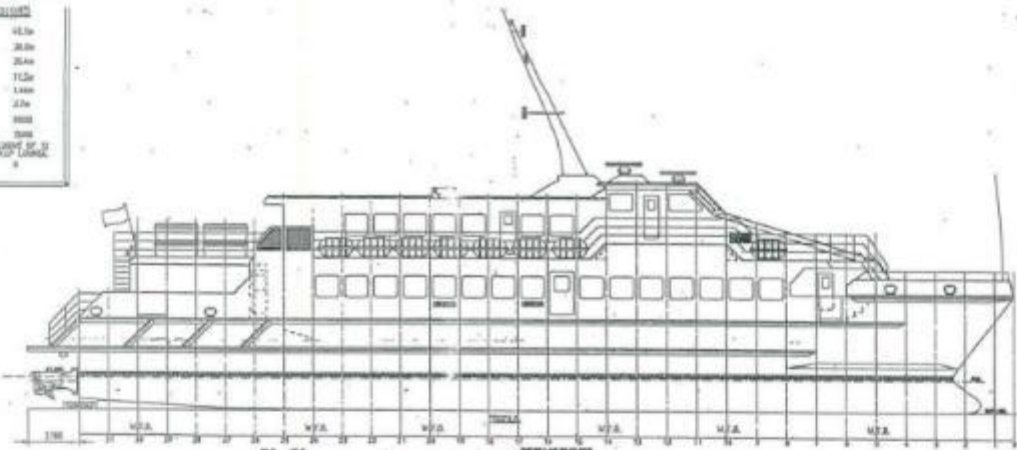
Speed: 31 Knots

NO. of Passengers: 354 Seats



主要参数

LDA 总长 (mm)	41.5
Length Overall (mm)	38.0
Length Waterline	35.0
Design Speed	12.0
Draft (mm)	1.00
Depth (mm)	2.5
Power	300
Motor	300
Passengers	20 (MAXIMUM OF 20)
Crew	2



OM-04-01

总布置图

<p>船名: 15M FISHERY DEMO</p> <p>船东: SHEN ANSHENG</p>	
1	船名
2	船东
3	船型
4	船号
5	船级
6	船主
7	船主
8	船主
9	船主
10	船主
11	船主
12	船主
13	船主
14	船主
15	船主
16	船主
17	船主
18	船主
19	船主
20	船主









	Running Hours (hr)	Running Hour After Overhaul (hr)
Main Engine (Port)	57074	7385
Main Engine (Stbd)	57049	7384
Generator (Port)	54832	38079
Generator (Stbd)	54406	37793