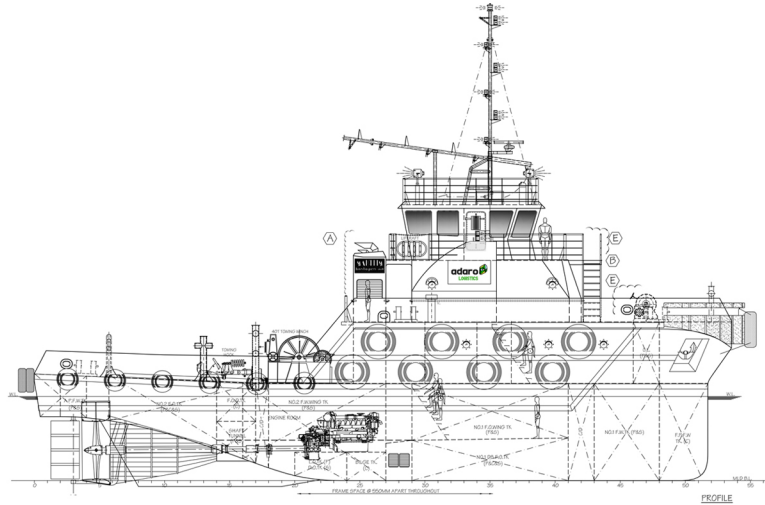


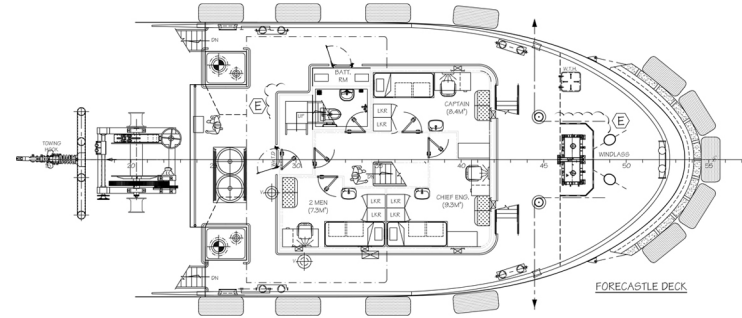
Specification



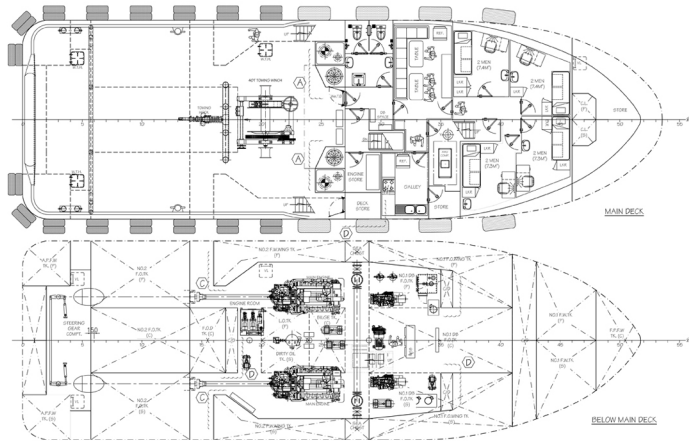
# General Arrangement



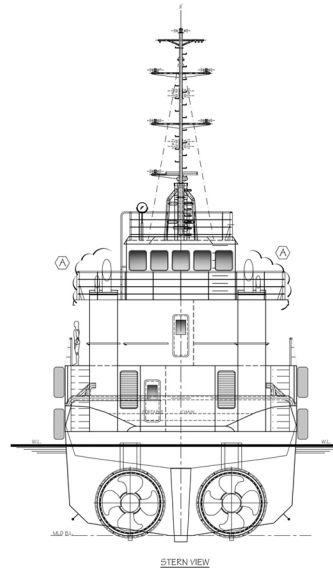
OUTBOARD PROFILE



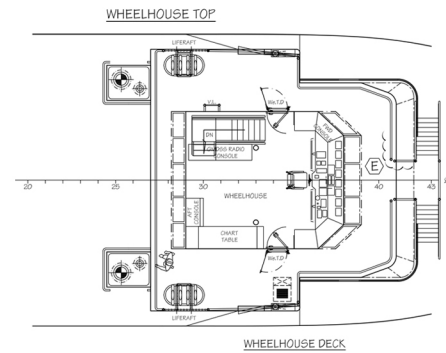
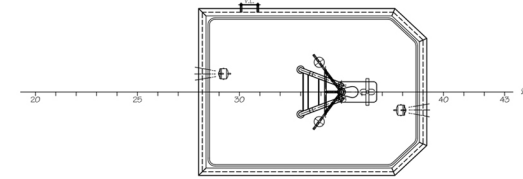
FORECASTLE DECK



MAIN DECK , BELOW MAIN DECK PROFILE



STERN VIEW



WHEELHOUSE

\* The above calculation are only preliminary design information.  
 \* Image shown for reference purpose.

## Specifications

### General

Classifications	ABS
Type	Utility Tug
Main Engine	2 x 1600 BHP
Materials	ABS Grade A
GRT	Below 299T
Bollard Pull	Abt 40 Tons (100% MCR)
Design Speed	10.5 knots

### Dimensions

Length Overall	29.45 M
Length B.P	28.512 M
Beam moulded	9.14 M
Depth moulded	4.1 M
Draft design	3.55M
Compliment	12 Men

### Auxillary Equipment

Ballast Pump	1 x AZCUE, CA 80/10-A, 40m <sup>3</sup> /hr, head:35M
FO Transfer Pump	2 x AZCUE BT-LV 90T2-F,40m <sup>3</sup> /hr, head 35M
Bilge Pump	1 x AZCUE CA80/10-A,40m <sup>3</sup> /hr, head:35M
GS/ Fire Pump	2x AZCUE CA80/10-A,40m <sup>3</sup> /hr, head:35M
Dirty Oil Pump	1x AZCUE 3YE.5m <sup>3</sup> /hr, head:15M
FW.Pressure Pump	1x AZCUE, MO36/20,5m <sup>3</sup> /hr,head:40M
SW Pressure Pump	1x AZCUE, MO36/20,5m <sup>3</sup> /hr,head:40M
Sea Water Pump	1 x AZCUE, MN 40-200, 18m <sup>3</sup> /hr, head:60M
Emergency Fire Pump	1x AZCUE CA5075-A,25m <sup>3</sup> /hr, head:30M
OWS	1XDongfang, YWC-0.50,0.50m <sup>3</sup> /hr
STP	1x Dongfang, 15-17 person/day
Heater	1x Joven Electric Co, JH68, 68Ltr
Navigation	Complete Set
Commucation	Complete Set

### Propulsion

Main Engine	2 x Yanmar -12AYM-WET, 1659 PS at 1900 rpm
Gearbox	REINTJES WAF675L (7.091:1)
Generator	2 x Yanmar 6HAL2-WT 136KW/170 KVA, 1500 RPM
Steering	Electro-hydraulic 5 T-M 2x35 ( PAL MARINE)
Propeller	2 x 4-bladed Nickel-Aluminium Bronze

### Tank Capacities

Fuel Oil	214.3 m <sup>3</sup>
Fresh Water	108.7 m <sup>3</sup>
Bilge	4.4 m <sup>3</sup>
Dirty Oil	2.6 m <sup>3</sup>
Lube Oil	2.6 m <sup>3</sup>

### Deck Layout

Anchor	2 x 590kgs Stockless
Anchor Chain	2 x 220M length, 22mm diameter (U2)
Mooring Lines	2x 220M 8" circ. mooring rope
Towing Hook	45 Ton (Promoter)
Towing Winch	30 Ton (Promoter)
Windlass	22mm diameter (Promoter)

### Ventilation

Air handling unit	Viking (Complete Set)
-------------------	-----------------------

\* The above calculation are only preliminary design information.  
\* Image shown for reference purpose.

## Photos



\* The above calculation are only preliminary design information.  
\* Image shown for reference purpose.

## Photos



\* The above calculation are only preliminary design information.  
\* Image shown for reference purpose.

## Photos



\* The above calculation are only preliminary design information.  
\* Image shown for reference purpose.

## Photos



\* The above calculation are only preliminary design information.  
\* Image shown for reference purpose.



ANHUI JANTLE MARINE ENGINEERING CO., LTD  
安徽杰涛船舶工程有限公司

### Head Office

Address (HEAD OFFICE): Room 1901-1903, Tower C, Fortune Plaza, No. 278, Suixi Road, Hefei City, Anhui Province.

Postcode: 230041

Telephone: + 86-551-65773588/65773616

Mobile Phone: +86- 15656099909

Fax: + 86-551-65776311

Email: [jantlemarine@jantlemarine.com](mailto:jantlemarine@jantlemarine.com)